

## Market Watch

### Investors focus on the bigger picture

In our view, the market could continue on a positive note, in line with its performance last week. In spite of the initial scepticism that met the banking sector reforms, improved transparency appears to be boosting investor confidence. We expect this to have major implications for future market trends. The 'bargain prices' of most banking stocks provide huge opportunities for discerning investors whose focus remains on the bigger picture — potential gains from consolidations within the banking sector (the recently bailed-out banks, such as Union Bank and Bank PHB, are popular targets).

### Political uncertainty remains a risk

The precarious state of the presidency remains a downside risk to our expectations of foreign investment inflows. While we remain optimistic about the ongoing reforms in the banking sector and the long-term prospects of the Nigerian stock market, the uncertainty clouding the political scene might hamper the reforms. In addition, the Asset Management Company (AMC) bill has not yet been passed (we expect the AMC to free up liquidity in the banking system and reduce selling pressure in the stock market), which could threaten the sustainability of the current rally in the market. That being said, we believe that most of the industrials still have good long-term prospects on the back of increasing demand. Furthermore, the growing popularity of more cost-effective power generation will likely result in improved profitability. For this reason, many industrial stocks have attractive valuations and are currently trading at a considerable discount to their fair value, given the expected future cash inflows and increased profitability.

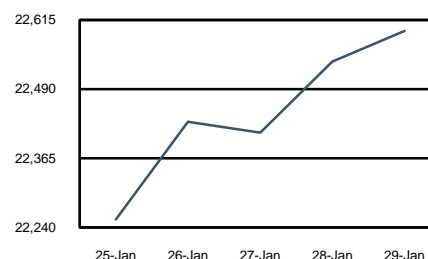
### Secondary market

The market capitalisation of the 200 first-tier equities closed higher (see table). Some 71,619 deals were recorded last week — 56% up on the previous week. As illustrated in Chart 3, the banking sector once again maintained its lead over other sectors (measured by the volume of shares traded), with a turnover of 1.30 billion shares worth N10.35 billion. The sector's volume and value represent 56% and 73%, respectively, of all NSE transactions for the week.

### Share price performance

About 62 stocks recorded price gains last week compared to 58 stocks in the preceding week. The number of losers increased to 33 stocks compared to 46 stocks in the week before.

#### Market performance (ASI)



Source: NSE

All Share Index	▲ 2.6%	22,594.9
Market cap	▲ 2.6%	N5.4 trillion
Value traded	▲ 19.9%	N14.2 billion
Volume traded	▼ 1.3%	2.3 billion

#### Top gainers

Glaxosmith	21.49%	N26.74
WAPCO	13.33%	N34
Ashaka	13.62%	N14.77

Sources: NSE, Stanbic IBTC Research

#### Top losers

NB	-6.72%	N54.15
Alumaco	-9.68%	N21.47
Unilever	-7.65%	N23.17

Sources: NSE, Stanbic IBTC Research

Stocks to watch	Proj. P/E (x)	Proj. P/BV (x)	Proj. DY (%)
PZ	14.12	2.11	2.76
UACN	10.06	1.18	5.51
AP	5.53	4.53	14.47
CCNN	9.02	4.05	7.76
Oando	9.87	1.81	7.49

Sources: NSE, Stanbic IBTC Research

#### Muyiwa Oni\*

+234(1)8990671

Muyiwa.Oni@stanbic.com

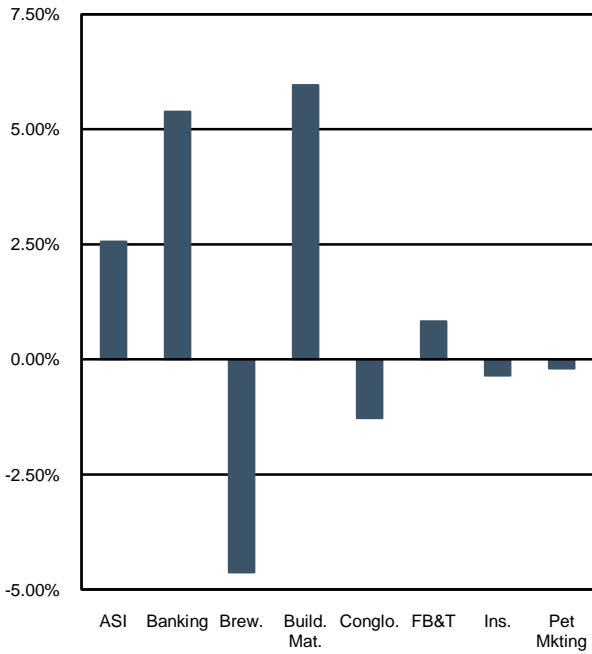
#### Tomi Ajayi\*

+234(1)8990672

Tomi.Ajayi@stanbic.com

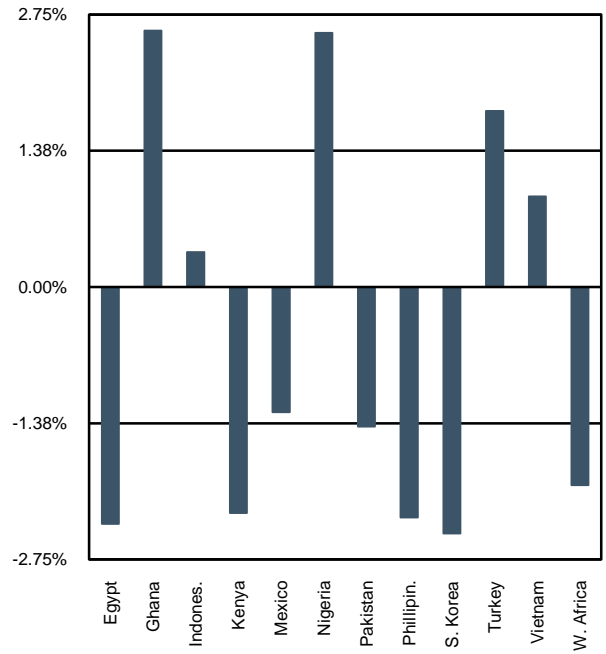
# Picture gallery

Chart 1: Sector performance vs. ASI 25 Jan – 29 Jan 2010



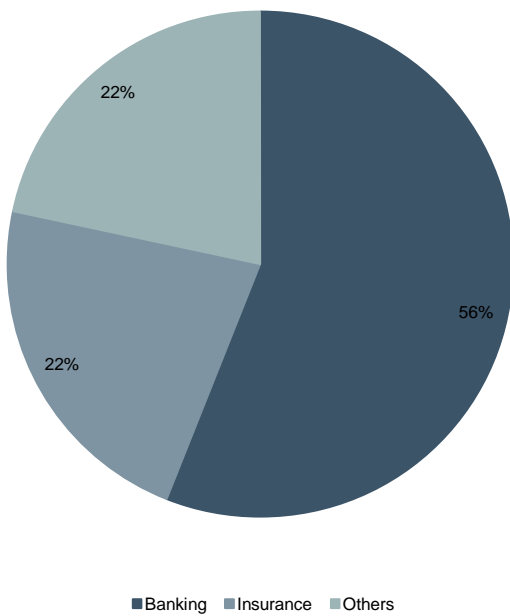
Sources: NSE, Stanbic IBTC Research

Chart 2: Performance of selected emerging market indices 25 Jan – 29 Jan 2010



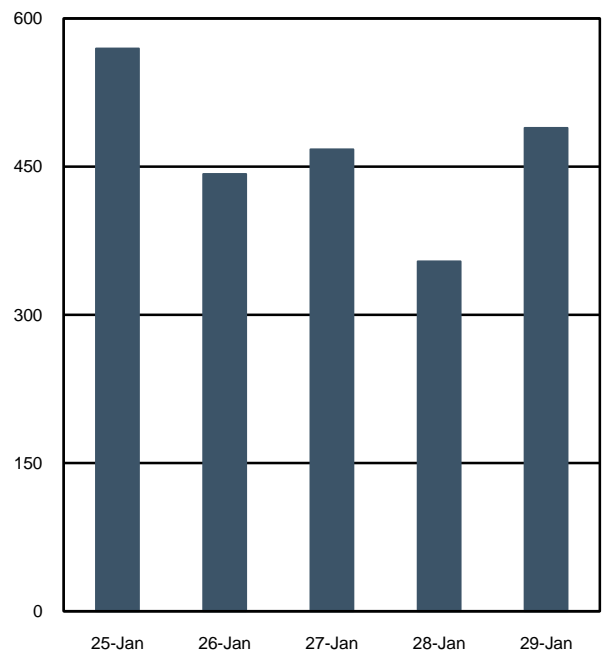
Sources: NSE, Stanbic IBTC Research

Chart 3: Vol. by sector, 25 Jan – 29 Jan 2010



Sources: NSE, Stanbic IBTC Research

Chart 4: Vol. traded (M), 25 Jan – 29 Jan 2010



Sources: NSE, Stanbic IBTC Research

## Research publications

Date	Company	Title	Recommendation
22 /01/2010	Costain W.A plc	Results fall short of expectations	HOLD
14/01/2010	Dangote Sugar Ref. plc	Long- term hold	HOLD
05/01/2010	7up Bottling Company plc	Turnover rises, despite competition	BUY
24/12/2009	Continental Reinsur. plc	Declining profits y/y	SELL
15/12/2009	Nig. Bottling Co. plc	Consistently driving higher sales	BUY
15/12/2009	Flour Mills of Nigeria plc	Cost management bolsters profits	BUY
01/12/2009	Diamond Bank plc	Bright prospects, despite earnings dip	BUY
01/12/2009	Union Homes Savings & Loans plc	Tough conditions trigger losses	HOLD
03/12/2009	Nigerian Breweries plc	Turnover and PAT growth slows down	HOLD
24/11/2009	Oando plc	Still on a growth path	BUY
24/11/2009	Guinness Nigeria plc	Marketing costs depress earnings	HOLD
23/11/2009	Int. Energy Insurance plc	Establishing a trend	BUY
18/11/2009	Okomu Oil Palm Co. plc	Double blow to the bottom line	SELL
18/11/2009	Prestige Assurance plc	Earnings update	BUY
18/11/2009	Chevron Oil Nigeria plc	Maintaining an impressive trend	BUY
18/11/2009	Conoil plc	Suspension of coverage, depressed price helps valuation	BUY
16/11/2009	Cornerstone Ins plc	Paying the price – huge claims hit earnings	HOLD
16/11/2009	UACN plc	Tough times beckon	BUY
16/11/2009	Cust and Allied Ins. plc	Right on track to achieve targets	BUY
12/11/2009	Prestige Assurance plc	On course to grow its market share	BUY
12/11/2009	PZ Cussons Nig. plc	Taxes turn profit red	BUY
11/11/2009	Dangote Sugar Ref. plc	Reduced credit slows down sales	HOLD
11/11/2009	Dangote Flour plc	Prosperous times for flour millers	BUY

Source: Stanbic IBTC Research

## Latest research publications

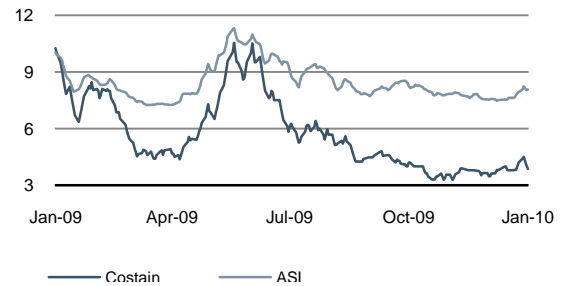
### Costain West Africa plc

Bloomberg ticker  
Recommendation  
Target price

COSTAIN NL  
HOLD  
N3.26

Costain (WA) plc's year-end results show a bottom-line decline of 274%, despite a 65% increase in turnover during the period. This result fell short of our PAT projection of N0.4bn, as well as Costain's projections of N0.5bn and N1.9bn for FY 08 and FY 09, respectively. According to management, the huge drop in profit can be attributed to the 100% provisions for doubtful debt. Costain claims that several of its clients have not been able to settle their debts, given the current liquidity constraint in the economy. In the absence of further doubtful debt provisions in FY 10, we expect PAT to recover. However, this might be affected by the current loss provision. Based on our 50% turnover growth projection and expenses constituting 90% of turnover, we derive a PAT of N0.1bn in FY 10 — 118% up on the current year's PAT.

#### Price performance, N



Sources: NSE, Stanbic IBTC Research

## Summary valuation metrics of selected companies\*

Sector/ company	Latest price (N)	Share performance YTD (%)	Mkt cap (N' Bn)	P/E (x)	DY (%)	P/BV (x)	FWD P/E (x)	FWD P/BV (x)	FWD DY (%)
<b>Banking</b>									
Access Bank plc	8.23	9.01	135.28	6.50	8.51	0.73	156.57	0.73	0.42
Diamond Bank plc	8.40	16.05	121.59	23.51	4.25	1.07	54.14	1.06	1.02
Ecobank Nigeria plc	8.24	16.83	59.48	28.32	3.53	1.71	0.00	2.09	0.00
Ecobank Transnational Incorporated	14.80	-18.42	129.25	9.75	10.25	0.80	11.25	0.78	6.22
First City Monument Bank plc	8.85	-1.33	144.97	36.30	2.76	1.08	88.77	1.08	0.39
Fidelity Bank plc	2.51	26.25	72.70	50.84	1.97	0.56	15.12	0.55	3.31
First Bank of Nigeria plc	14.72	-0.40	426.97	33.97	2.94	1.27	36.78	1.08	2.47
Guaranty Trust Bank plc	17.79	5.14	335.16	11.84	8.45	1.84	16.11	2.18	3.72
Bank PHB plc	2.22	12.74	44.74	2.29	20.27	0.27	0.00	0.00	0.00
Skye Bank plc	6.79	36.09	78.66	4.91	8.84	0.83	14.70	0.81	3.40
United Bank for Africa plc	12.45	33.33	268.38	6.57	8.03	1.39	41.29	1.36	0.97
Zenith Bank plc	15.31	60.87	384.54	7.45	11.10	1.12	27.95	1.64	2.29
<b>Breweries</b>									
Guinness Nigeria plc	128.70	0.94	189.82	14.02	5.83	6.02	12.65	5.50	6.33
Nigerian Breweries plc	54.15	2.17	409.51	15.93	5.17	12.71	13.40	12.13	7.09
<b>Building materials</b>									
Ashaka Cement plc	14.77	29.68	29.40	14.20	2.03	2.30	11.36	2.00	2.20
Benue Cement Company plc	50.00	16.25	195.78	47.24	0.00	14.24	12.25	8.42	3.31
Cement Company of Northern Nigeria plc	15.00	15.38	18.62	12.17	3.00	4.68	9.02	4.05	7.76
Lafarge Cement WAPCO plc	34.00	13.33	102.05	9.07	1.76	2.52	12.26	2.19	2.04
<b>Conglomerates</b>									
PZ Cussons Nigeria plc	26.00	4.00	82.59	17.14	2.62	2.32	14.12	2.11	2.76
UAC of Nigeria plc	40.01	8.87	51.24	12.22	5.00	1.25	10.06	1.18	5.51
Unilever Nigeria plc	23.17	21.95	87.66	33.76	2.93	13.12	18.54	10.03	3.05
<b>Food &amp; beverages</b>									
Dangote Sugar Refinery plc	15.10	1.34	181.20	8.29	7.95	5.55	11.20	4.73	5.80
Nigerian Bottling Company plc	27.30	21.39	35.73	2275.70	0.00	1.63	13.91	1.52	2.88
Nestle Nigeria plc	252.00	5.22	166.46	19.98	4.98	18.43	17.29	17.50	5.50
7-UP Bottling Company plc	30.60	4.08	15.68	10.26	4.90	1.96	9.32	1.81	6.44
<b>Petroleum marketing</b>									
African Petroleum plc	36.40	8.62	37.68	7.38	14.29	5.41	5.53	4.53	14.47
Chevron Oil Nigeria plc	69.79	0.00	17.73	0.00	0.00	9.26	10.13	8.14	8.39
Mobil Oil Nigeria plc	99.95	1.16	30.03	17.48	5.00	13.36	13.09	10.23	5.35
Oando plc	93.99	0.00	85.07	10.20	6.38	1.90	9.87	1.81	7.49
Total Nigeria plc	150.00	0.67	50.93	11.57	8.62	6.98	12.02	6.94	8.24
<b>Agriculture</b>									
Okomu Oil Palm plc	22.75	0.00	10.87	9.01	1.10	2.54	36.24	2.44	1.10
Presco plc	4.37	-21.96	4.37	6.48	6.86	1.71	12.49	1.59	3.60
<b>Chemical &amp; paints</b>									
Chemical and Allied Products plc	28.00	0.00	5.88	8.00	13.39	5.88	12.59	7.32	5.96
Nigeria-German Chemicals plc	15.04	0.00	2.31	128.96	2.99	2.05	121.20	2.03	0.37
D.N. Meyer plc	5.13	-4.82	1.50	23.44	1.95	9.15	21.36	6.41	0.00
<b>Construction</b>									
Julius Berger Nigeria plc	28.50	10.51	34.20	13.64	6.14	5.15	10.49	4.69	7.63
Costain (W.A.) plc	4.88	28.42	4.49	0.00	-	-	41.33	0.51	
<b>Insurance</b>									
Unic Insurance plc	0.74	-35.65	1.91	5.81	6.76	0.40	10.46	0.38	1.91
Prestige Assurance Company plc	3.80	-5.00	8.17	12.80	5.26	1.87	9.98	1.74	6.01
Mutual Benefit Assurance plc	0.64	0.00	5.12	-	0.00	0.48	3.66	0.65	12.58
Custodian and Allied Insurance plc	2.85	9.62	14.65	9.39	5.96	1.53	7.92	1.40	7.02
Intercontinental Wapic Insurance plc	1.04	-17.39	5.27	29.00	0.00	0.61	26.36	0.60	2.39
International Energy Insurance plc	0.59	-0.35	3.25	6.87	8.47	0.28	8.44	0.28	3.56
Standard Alliance Insurance plc	0.67	17.54	5.62	6.51	7.46	0.24	0.00	0.26	0.00

Source: Stanbic IBTC Research

Note: \*As at 29 January 2010

## Disclaimer

Email [subs@standardbank.com](mailto:subs@standardbank.com) if you would like to receive Standard Bank research. Please supply your email-address in the body of the email.

### Certification

The analyst(s) who prepared this research report (denoted by an asterisk\*) hereby certifies(y) that: (i) all of the views and opinions expressed in this research report accurately reflect the research analyst's(s') personal views about the subject investment(s) and issuer(s) and (ii) no part of the analyst's(s') compensation was, is or will be directly or indirectly related to the specific recommendations or views expressed by the analyst(s) in this research report.

### Rating Definitions

**Buy** – This relates to a stock trading at less than its intrinsic value as determined by our valuation and projection models. To qualify as a Long term buy, an equity's fair value should be at least 20% above its current trading price.

**Sell** – An equity whose prospects in the next 2 years are expected to be poor and for which we expect a drop in the price by at least 20%

**Hold** – A good company with excellent long term prospects which is currently suffering as a result of short-term difficulties but which once cleared up will result in significant return on investment for the investor.

Definitions relate to **long term** – between 1 year and 2 years

### Frequency of Next Update

This is a weekly report. We plan to formally update the companies we cover when next there is substantial financial news about them.

### Conflict of Interest

It is the policy of The Standard Bank Group Limited and its worldwide affiliates and subsidiaries (together the "Standard Bank Group") that research analysts may not be involved in activities in a way that suggests that he or she is representing the interests of any member of the Standard Bank Group or its clients if this is reasonably likely to appear to be inconsistent with providing independent investment research. In addition research analysts' reporting lines are structured so as to avoid any conflict of interests. For example, research analysts cannot be subject to the supervision or control of anyone in the Standard Bank Group's investment banking or sales and trading departments. However, such sales and trading departments may trade, as principal, on the basis of the research analyst's published research. Therefore, the proprietary interests of those sales and trading departments may conflict with your interests.

### Disclosures\*

Company	Disclosure
African Petroleum plc	E
Cement Company of Northern Nigeria plc	E
Costain WA plc	E
Oando plc	D, E, G, H
Platinumhabib (PHB) Bank plc	E
PZ Cussons Nigeria plc	E
UAC Nigeria plc	E
Union Bank of Nigeria plc	E

- A. The analyst is an officer, board member, or director of the Company
  - B. The company beneficially owns 5% or more of the equity shares of Standard Bank Group as at Dec 2008
  - C. Standard CIB beneficially owns 1% or more of the equity shares of the company
  - D. Standard CIB may beneficially hold a significant financial interest of the debt of this company where the aggregate of this debt is more than US\$ 15 million
  - E. The Company is a client of Standard CIB
  - F. Standard CIB has lead managed or co-lead managed a public offering of the securities of the company in the last 12 months
  - G. Standard CIB has received compensation for investment banking services from the company within the last 12 months
  - H. Standard CIB expects to receive, or intends to seek, compensation for investment banking services from the company during the next 3 months
  - I. This research report has been communicated to the Company and following this communication, its conclusion(s) has been amended before its dissemination.
  - J. Analyst holds long or short personal positions in a class of common equity securities of this company
  - K. Standard CIB is a market maker or liquidity provider in the financial instruments of the relevant issuer
- \* Disclosures are correct as of 15 January 2010.

### Distribution of Ratings / Investment Banking Relationships

Stanbic IBTC Equity Investment Research

Rating	Buy	Hold	Sell
All Recommendations (%)	72	21	7
Recommendations with Investment Banking Relationship (%)	80	20	0

For the period 1 October 2009 to 31 December 2009, Stanbic IBTC Research produced investment ratings on equity securities on 130 occasions, of these 10 had a material investment banking relationship with Standard CIB in the last 12 months.

### Previous Ratings

Previous ratings of the companies we cover are available on request. All previous reports are also available in full from Stanbic IBTC Research.

### Legal Entities

#### To U. S. Residents

Standard New York Securities, Inc. is registered with the Securities and Exchange Commission as a broker-dealer and is also a member of the FINRA and SIPC. Standard Americas, Inc is registered as a commodity trading advisor and a commodity pool operator with the CFTC and is also a member of the NFA. Both are affiliates of Standard Bank Plc and Standard Bank of South Africa. Standard New York Securities, Inc is responsible for the dissemination of this research report in the United States. Any recipient of this research in the United States wishing to effect a transaction in any security mentioned herein should do so by contacting Standard New York Securities, Inc.

#### To South African Residents

The Standard Bank of South Africa Limited (Reg.No.1962/000738/06) is regulated by the South African Reserve Bank and is an Authorised Financial Services Provider.

#### To U.K. Residents

Standard Bank Plc is authorised and regulated by the Financial Services Authority (register number 124823) and is an affiliate of Standard Bank of South Africa. The information contained herein does not apply to, and should not be relied upon by, retail customers.

### General

For the purposes of this report Standard CIB refers to those divisions of Standard Bank Group Limited who are mainly involved in corporate and investment banking business and does not refer exclusively to any particular entities within Standard Bank Group. This research report is based on information from sources that Standard CIB believes to be reliable. Whilst every care has been taken in preparing this document, no research analyst or member of Standard CIB gives any representation, warranty or undertaking and accepts no responsibility or liability as to the accuracy or completeness of the information set out in this document (except with respect to any disclosures relative to members of Standard CIB and the research analyst's involvement with any issuer referred to above). All views, opinions and estimates contained in this document may be changed after publication at any time without notice. Past performance is not indicative of future results. The investments and strategies discussed here may not be suitable for all investors or any particular class of investors; if you have any doubts you should consult your investment advisor. The investments discussed may fluctuate in price or value. Changes in rates of exchange may have an adverse effect on the value of investments. This material is not intended as an offer or solicitation for the purchase or sale of any financial instrument. Members of Standard CIB may act as placement agent, advisor or lender, make a market in, or may have been a manager or a co-manager of, the most recent public offering in respect of any investments or issuers referenced in this report. Members of Standard CIB and/or their respective directors and employees may own the investments of any of the issuers discussed herein and may sell them to or buy them from customers on a principal basis. This report is intended solely for clients and prospective clients of members of Standard CIB and is not intended for, and may not be relied on by, retail customers or persons to whom this report may not be provided by law. This report is for information purposes only and may not be reproduced or distributed to any other person without the prior consent of a member of Standard CIB. Unauthorised use or disclosure of this document is strictly prohibited. By accepting this document, you agree to be bound by the foregoing limitations. Copyright 2010 Standard Bank Group Limited. All rights reserved. AG/NER/01010